
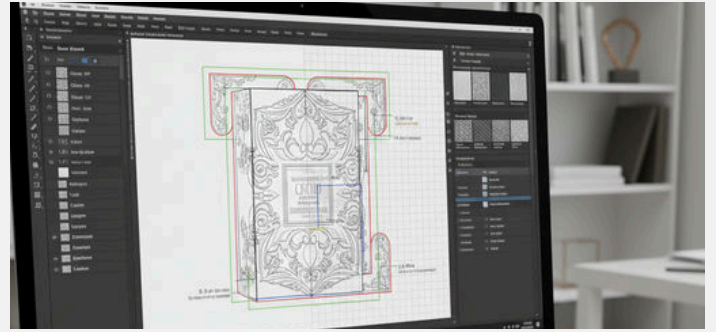


DESIGNER DIGITAL EMBELLISHMENT *Checklist*

FILE SETUP

- Use separate spot channels: FOIL, RAISED_CLEAR, TEXTURE.
- Name channels clearly.
- Prefer vector elements for sharp edges.


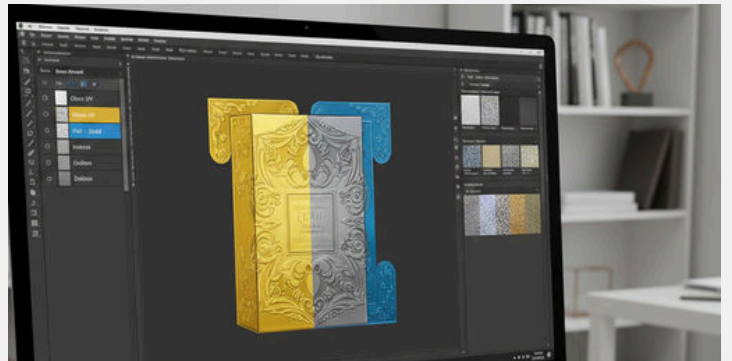


LINE & SPACING

- Min line thickness: 0.5 pt.
- Avoid micro-type in embossed/foil areas.
- Keep 0.5–1 mm spacing around small details.

REGISTRATION & ALIGNMENT

- Make embellishments slightly larger than base print.
- Stagger layered effects for crispness.
- Test alignment on thin text/elements.



TACTILE HIERARCHY

- Highlight the “first-touch” element (logo, hero, CTA).
- Use height/texture intentionally; don’t overdo.
- Balance tactile hotspots with calm areas.